



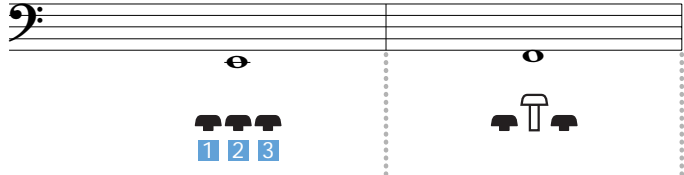
Advantage

Fingerings

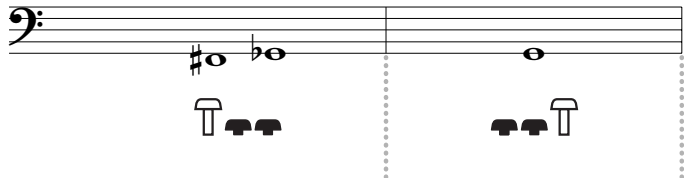


Open   
 Pressed 

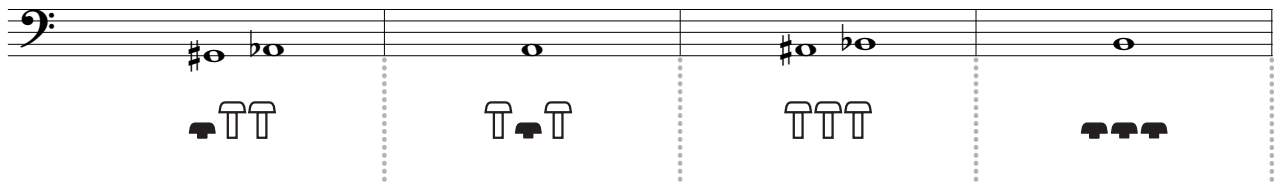
E F



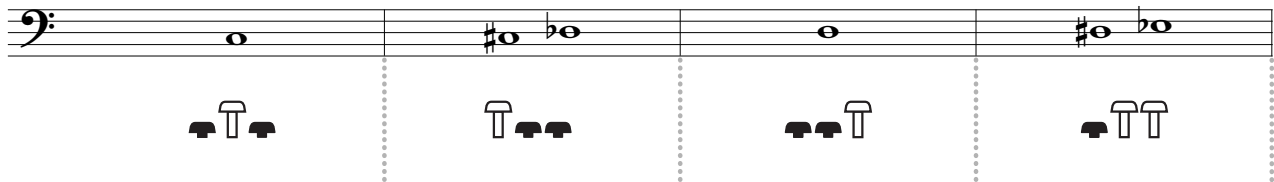
F# Gb G



G# Ab A A# Bb B



C C# Db D D# Eb



The following products are recommended for the care of your instrument:

- Valve Oil · Mouthpiece Brush · Flexible Cleaning Rod—Small · Polishing Cloth · Slide Grease
- Tone Hole Cleaner · Valve Casing Brush · Valve Casing Cleaning Rod

E                      F                      F# Gb                      G

This system shows four measures of music. The first measure is for the note E, with a fingering diagram of thumb up, index down, and thumb up. The second measure is for the note F, with a fingering diagram of thumb up, index up, and middle up. The third measure is for the notes F# and Gb, with a fingering diagram of thumb up, index down, and middle down. The fourth measure is for the note G, with a fingering diagram of index down, middle down, and thumb up.

G# Ab                      A                      A# Bb                      B

This system shows four measures of music. The first measure is for the notes G# and Ab, with a fingering diagram of index down, thumb up, and index up. The second measure is for the note A, with a fingering diagram of thumb up, index down, and thumb up. The third measure is for the notes A# and Bb, with a fingering diagram of thumb up, index up, and middle up. The fourth measure is for the note B, with a fingering diagram of index down, middle down, and thumb up.

C                      C# Db                      D                      D# Eb

This system shows four measures of music. The first measure is for the note C, with a fingering diagram of index down, thumb up, and index up. The second measure is for the notes C# and Db, with a fingering diagram of thumb up, index down, and thumb up. The third measure is for the note D, with a fingering diagram of thumb up, index up, and middle up. The fourth measure is for the notes D# and Eb, with a fingering diagram of index down, thumb up, and index up.

E                      F                      F# Gb                      G

This system shows four measures of music, identical to the first system. The first measure is for the note E, with a fingering diagram of thumb up, index down, and thumb up. The second measure is for the note F, with a fingering diagram of thumb up, index up, and middle up. The third measure is for the notes F# and Gb, with a fingering diagram of thumb up, index down, and middle down. The fourth measure is for the note G, with a fingering diagram of index down, middle down, and thumb up.